

Engineering Specification

Job Name _____

Contractor _____

Job Location _____

Approval _____

Engineer _____

Contractor's P.O. No. _____

Approval _____

Representative _____

LEAD FREE*

Deringer™ 30G Double Check Detector Valve Assembly

Sizes: 2½"– 8"

The Deringer™ 30G Double Check Detector Valve Assembly (DCDA-II) prevents non-health hazard pollutants from entering a potable water supply system when backpressure and/or backsiphonage conditions occur. Used primarily on fire sprinkler systems when monitoring of unauthorized water use is required.

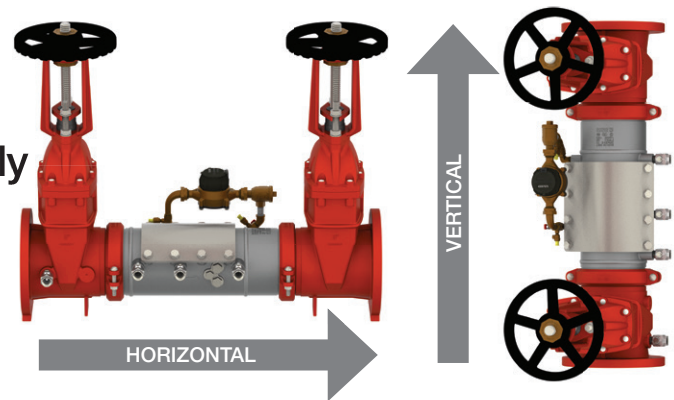
Features

- Stem includes tamper switch groove
- Inline serviceable gate valves
- Stainless steel housing
- Tamper-resistant test cocks
- Patented Dual-action™ check modules
 - Poppet action at low flow
 - Swing action at high flow
- Lead Free* bronze bypass components
- CuFt or gallons bypass meter
- AWWA C509/UL/FM resilient seated gate valves (OS&Y)
- DCDA-II Single Check Bypass
- Silicone elastomer check discs
- Flanged end ANSI B16.1 Class125
- Flexible groove coupling UL/FM (between body and gate valves)

Specifications

The Deringer 30G Double Check Detector Assembly Valve shall utilize two independent Dual-action check modules contained within a single valve housing constructed entirely of 304 stainless steel. Dual-action check modules shall operate as a "poppet style" check under low flow conditions, operate as a "swing style" check under high flow conditions and utilize replaceable silicone elastomer sealing discs. Valve assembly shall include two resiliently seated and inline serviceable AWWA C509 gate valves of type outside yoke and stem (OS&Y). Both gate valves shall include a stainless steel stem with pre-machined groove for installation of supervisory tamper switches. Assembly test cocks shall be handle-less and operate via a tamper resistant actuator. Assembly shall have a single full access service port and cover with an "inline" replaceable elastomer cover seal. The bypass assembly shall include a meter registering either gallons or cubic feet, a single check valve and required test cocks. Assembly shall be serviceable without special tools and approved for both horizontal and vertical applications.

Ames Fire & Waterworks product specifications in U.S. customary units and metric are approximate and are provided for reference only. For precise measurements, please contact Ames Fire & Waterworks Technical Service. Ames Fire & Waterworks reserves the right to change or modify product design, construction, specifications, or materials without prior notice and without incurring any obligation to make such changes and modifications on Ames Fire & Waterworks products previously or subsequently sold.



Approved for Fire Protection, Waterworks, Plumbing, and Irrigation Applications.

Materials

Valve Housing:	304 Stainless Steel
Valve Cover:	304 Stainless Steel
SOV Disks:	EPDM/304SS
SOV Shafts:	304 Stainless Steel
Bypass Spring:	302 Stainless Steel
SOV Bearings:	Teflon® fluoropolymer/Bronze
Non-wetted Bolts:	Grade 8 Zinc Plated
Check Disks:	Silicone (NSF)
Wetted Fasteners:	18-8 Stainless Steel
Bypass Components:	Lead Free Bronze
Check Springs:	17-7 Stainless Steel
Check Pins:	17-7/18-8 Stainless Steel
Check Seats:	Noryl® Polymer (NSF)
O-rings:	Buna-N (NSF)
Bypass Internals:	ABS Polymer (NSF)

Pressure — Temperature

Temperature Range: 33°F – 140°F

Working Pressure: 10-175psi

***The wetted surface of this product contacted by consumable water contains less than 0.25% of lead by weight.**

Teflon® is a registered trademark of The Chemours Company.

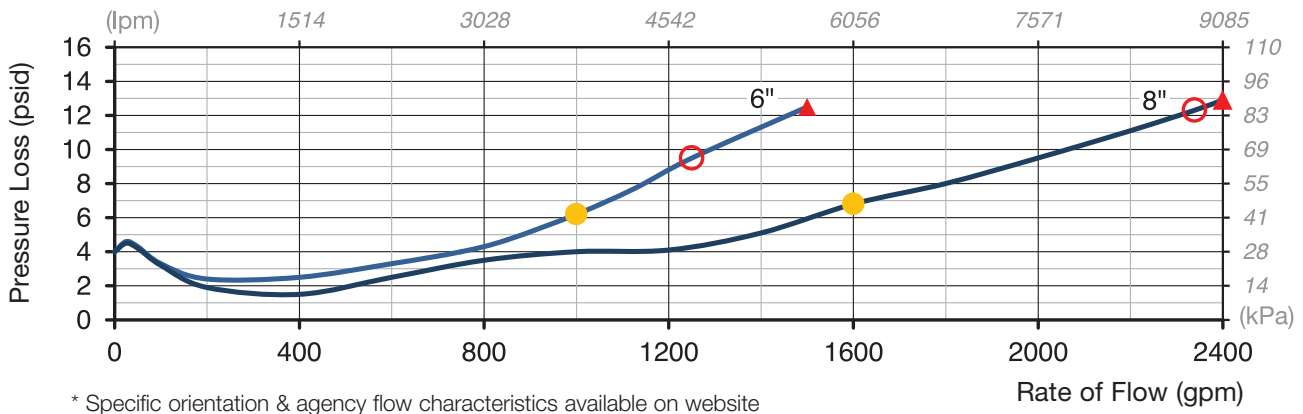
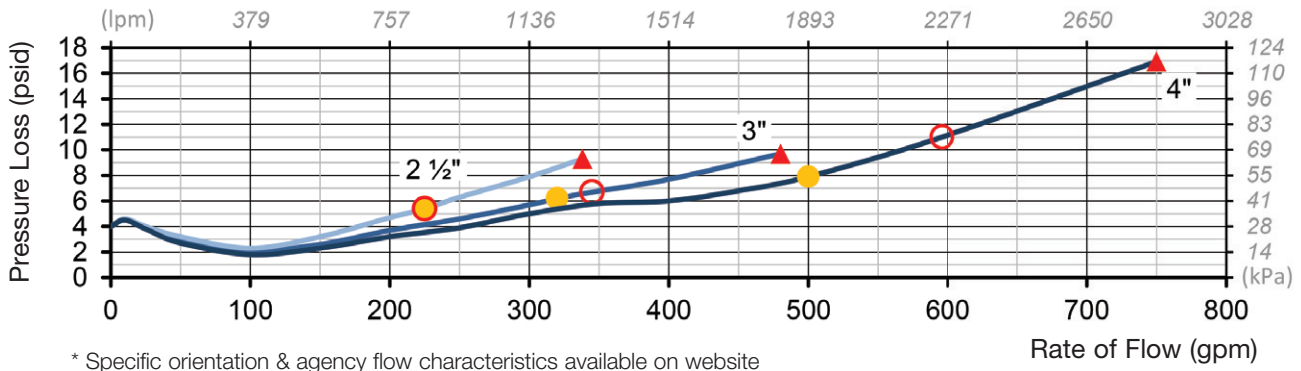
Noryl® is a registered trademark of SABIC Global Technologies B.V.

NOTICE

The information contained herein is not intended to replace the full product installation and safety information available or the experience of a trained product installer. You are required to thoroughly read all installation instructions and product safety information before beginning the installation of this product.



Flow Performance



Standards

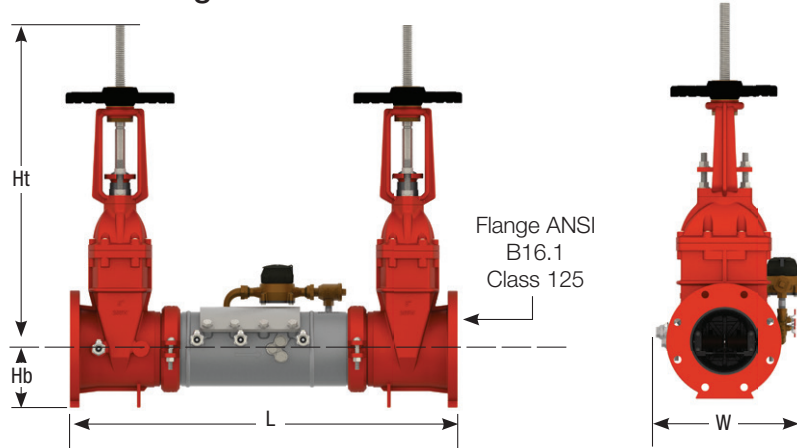
AWWA C510-07 Compliant
NSF/ANSI 372, UL CERTIFIED
LEAD FREE

End Connections

- Flange Connections:
ANSI B16.1 Class 125



Dimensions – Weights



Size	Model	Ht		Hb		L		Ht+Hb		W		Weight	
		in.	mm	in.	mm	in.	mm	in.	mm	in.	mm	lbs.	kg
2½	30G	19.0	483	3.6	92	31.9	810	22.6	574	11.0	279	122	55
3	30G	19.5	495	3.8	97	31.9	810	23.3	592	11.0	279	126	57
4	30G	22.5	572	4.5	114	33.9	861	27.0	686	11.0	279	160	73
6	30G	30.9	784	5.5	140	39.9	1013	36.4	293	12.0	386	334	155
8	30G	39.4	1001	6.8	173	44.8	1138	46.2	1173	14.6	371	452	205



A WATTS Brand

USA: Backflow T: (978) 689-6066 • F: (978) 975-8350 • AmesFireWater.com
USA: Control Valves T: (713) 943-0688 • F: (713) 944-9445 • AmesFireWater.com
Canada: T: (888) 208-8927 • F: (905) 481-2316 • AmesFireWater.ca
Latin America: T: (52) 55-4122-0138 • AmesFireWater.com